



United Way of the Black Hills

UNITED WAY OF THE BLACK HILLS

Custer
Infographic

Conducted by
Callie Schleusner &
Jared McEntaffer PhD
Black Hills Knowledge Network

FOREWARD


Dear Black Hills Community Members,

Our mission is to support programs and services that provide solutions to community needs in the areas of education, health, and financial stability. The purpose of this community needs assessment is to help us identify specific needs in these areas based on the input of local community leaders and advocates in our region. This is an opportunity for everyone to join in our fight for advancing the common good of our Black Hills community.


We believe the solutions to our community needs require collaboration, resource sharing, and innovation among organizations to maximize resources for the improvement of our community. This 2019 needs assessment is the third study commissioned by United Way Black Hills in the last 15 years. In order to foster a collaborative spirit, the full report will be available to all so that they can use the information to improve the Black Hills Community.

We greatly appreciate the efforts of our Board of Directors in this assessment and acknowledging the importance of gathering this information to ensure that our funds are utilized effectively and invested wisely in the future of our community. In addition, we thank the Black Hills Knowledge Network for their valuable research towards this project. Thank you to our partners, community members and local professionals for their insight and advocacy to improve the quality of life for residents of our Black Hills community.

Sincerely,



Thank you to the following sponsors who helped make this report possible:



INTRODUCTION

In order to help UWBH prioritize its program intent and resource allocations, UWBH hired the Black Hills Knowledge Network (BHKCN) to conduct a needs assessment. The purpose of this assessment was twofold: 1) initiate ways in which to gain meaningful community-level input regarding community needs across the UWBH service area and 2) aggregate trends and patterns of community needs across the Black Hills Region.


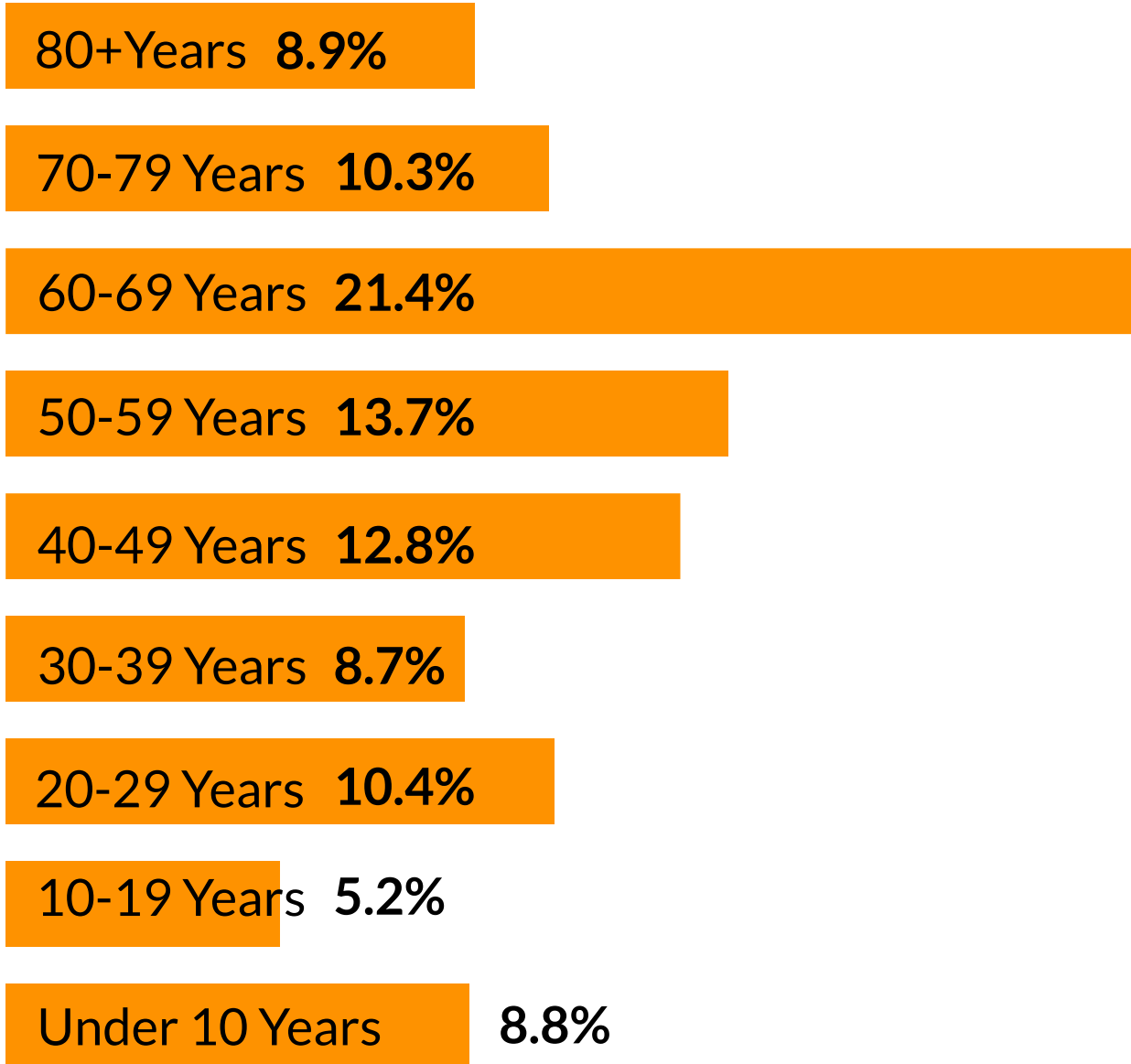
This needs assessment employed a community conversations methodology which generates valuable insights by inviting community partners to react to collected data and participate in conversations held in their own communities. BHKCN implemented this methodology in two phases beginning with collecting data from state and federal secondary sources. BHKCN then prepared these infographics to summarize the collected data in a clear and engaging manner. Data presented below was current as of March 2019.

The second phase involved collecting primary data through the community conversations. These conversations began with a presentation of these infographics, then a group ranking activity and discussion, followed by an individual funding allocation activity. The resulting needs assessment report can be found on the UWBH website.

POPULATION


1,932 people lived in Custer in 2017

Age Distribution



Custer population shrank by 4% from 2010 to 2017

Of Custer residents...




97% were White

2% were Native American

1% were some other race


16% were veterans



Custer represents 1% and Custer County 5% of the total population served by the United Way of the Black Hills

EDUCATION

Of the **1,208** K-12 students enrolled in the Custer School District...




36%

of students qualified for Free and Reduced School Lunch



56

students graduated in 2017-2018



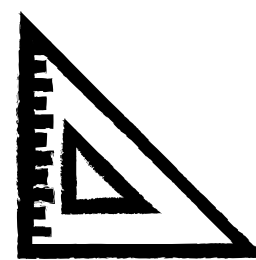
0%

of students dropped out in 2017-2018



45%

of 3rd graders were proficient in English



30%

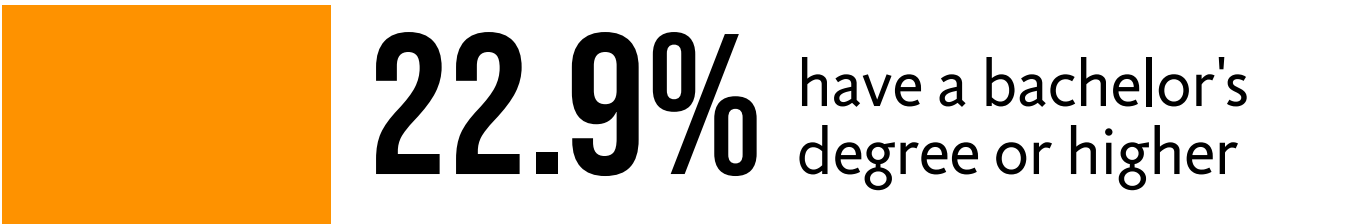
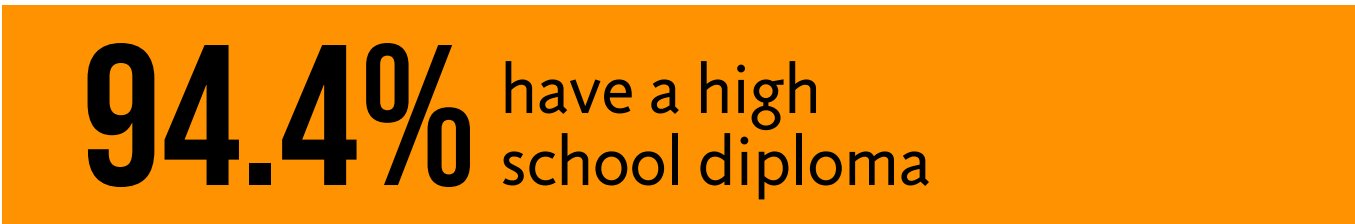
of 8th graders were proficient in Math

54% of high school graduates were prepared for college in English

34% of high school graduates were prepared for college in Math

EDUCATION

Of Custer residents...

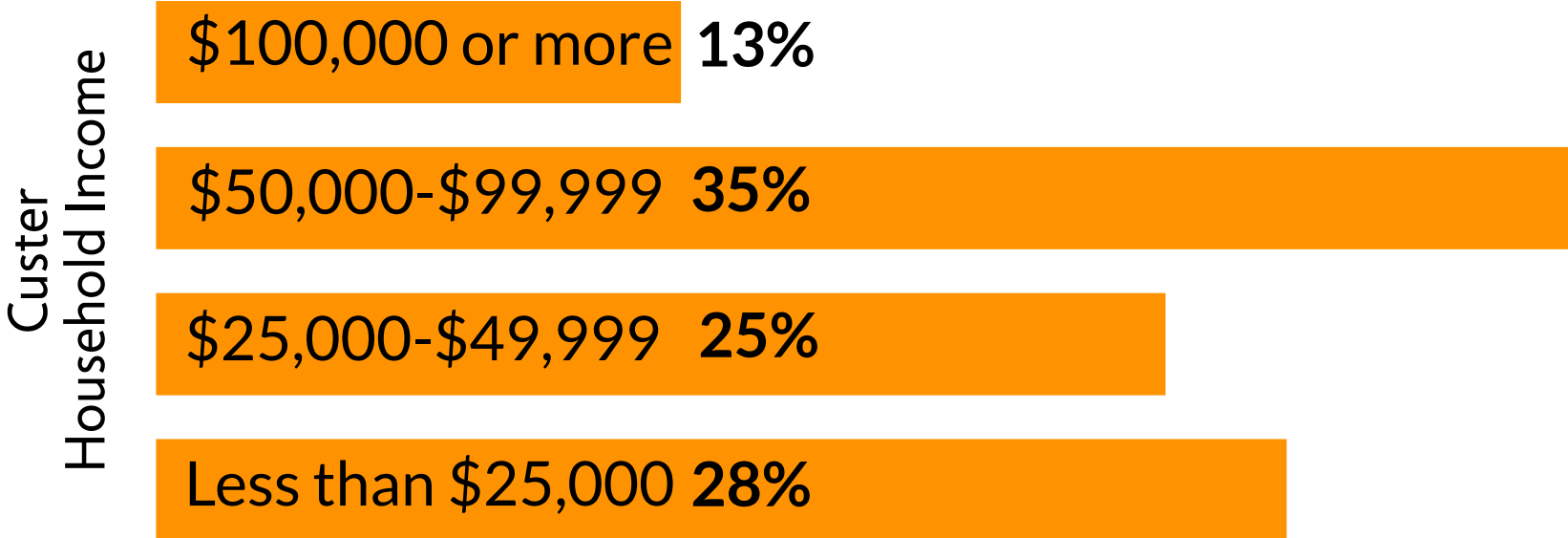


There is 1 licensed childcare provider and 1 licensed before and after school provider in Custer

INCOMES

\$48,581 Median Household Income in Custer

Median Household Income increased 21.63% from 2010 to 2017



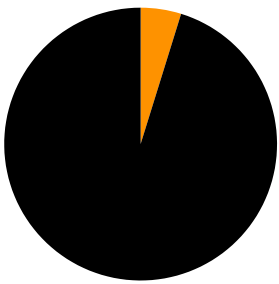
28% of Custer households earn less than \$25,000 annually

In Custer County...



73

women and children receive WIC benefits




4.8%

of residents rely on SNAP benefits including 208 adults and 178 children

POVERTY RATES


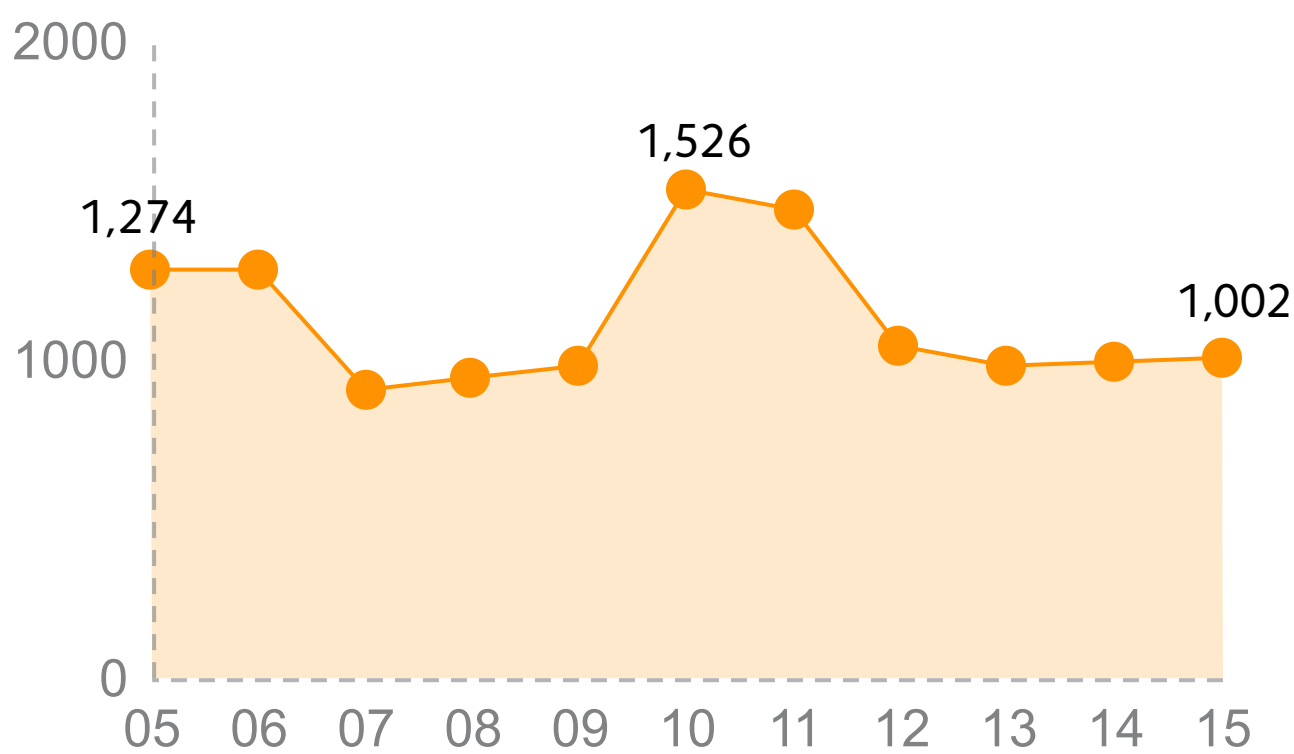


Custer County




City of Custer


JOBS



Total jobs in Custer dropped by 21% from 2005 to 2015



Public Administration is the fastest shrinking industry, decreasing by 123 jobs from 2005



Healthcare was the fastest growing industry, gaining 38 jobs

1,002 JOBS
in Custer in 2015

3.6% UNEMPLOYMENT
in Custer County, lower than
the 10 year average of 4.59%

74%
of families have 2 or more
workers in the household

24.7% Healthcare

14.4% Accomodation/
Food Services

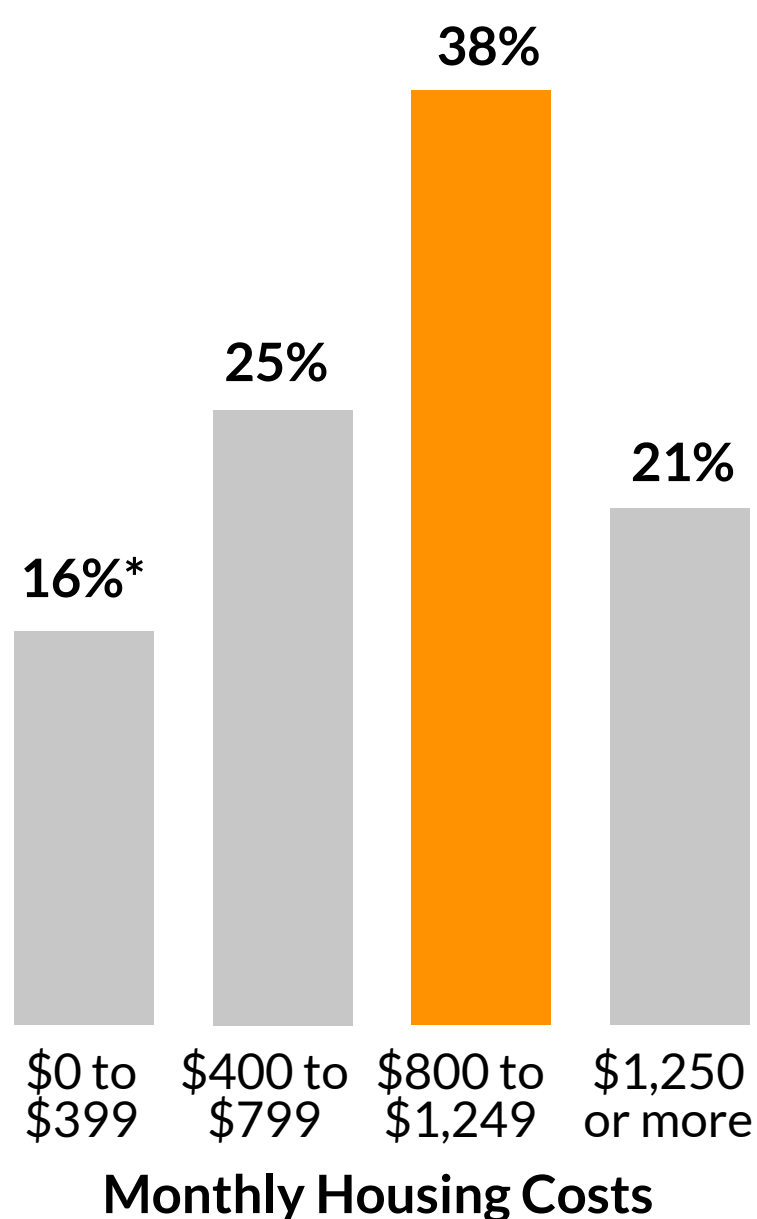
13.8% Education

13.3% Retail Trade

10.1% Public
Admin


*The most current detailed job estimates at the city level are for the year 2015.

HOUSING



1,000 total housing units in Custer

Of the homes in Custer



41% were owner-occupied
with a mortgage

34% were renter-occupied

25% were owner-occupied
without a mortgage

* estimates are based on survey responses. When there are very few responses, we cannot be assured of the estimates. The true number of homes with costs in this price range are likely less than reported.

HEALTH




90% of Custer City residents have health insurance



90% of Custer County residents have health insurance

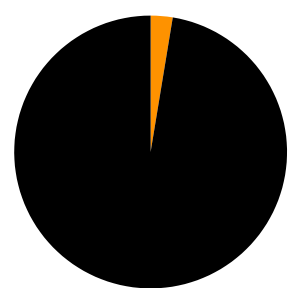
Custer County has **HIGHER** rates of...



Alzheimer's Disease

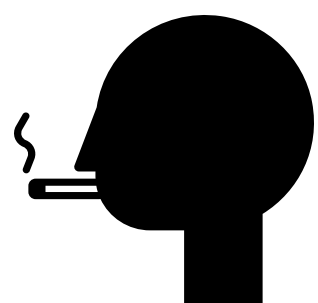
*Mortality and natality data is only available at the county level. The above data is for 2016.

Custer Hospital patients reported...



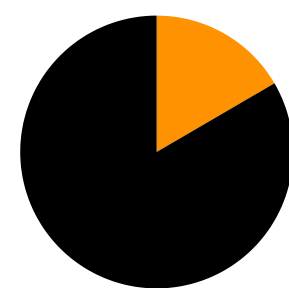
2.6%

using illicit drugs in the past year



38%

being negatively affected by substance abuse in the past year



16.6%

excessive drinking in the past year

MENTAL HEALTH

In Custer County...

SUICIDE

was the 8th leading
cause of death

4

number of mental
health providers
recognized by CMS

2,149 to 1

ratio of residents to
mental health providers

In Custer County,
34 out of every **100**
prescriptions are **OPIOIDS**

For Custer Regional Hospital...



3 of **20** patients were diagnosed
with a depressive disorder

HOWEVER



6 of **20** patients showed symptoms
of chronic depression



Patients with reported
symptoms of chronic
depression increased
over the past three years

23.8%
2015



29.8%
2018

SOURCES

Unless otherwise noted, the infographic represents data from 2017.

POPULATION

U.S. Census Bureau American Community Survey 5-year estimates 2013-2017

EDUCATION

South Dakota Department of Education 2017-2018 Statistical Digest

South Dakota Department of Social Services. 2018 Licensed Childcare Providers Database

INCOMES

U.S. Census Bureau American Community Survey 5-year estimates 2013-2017

South Dakota WIC Program Annual Report. Federal Fiscal Year 2017

South Dakota Department of Social Services. SNAP Data 2017

JOBS

U.S. Census Bureau. Longitudinal Employer-Household Dynamics 2005-2015

HOUSING

U.S. Census Bureau American Community Survey 5-year estimates 2013-2017

U.S. Office of Policy Development and Research. Assisted Housing Database

HEALTH

South Dakota Department of Health. 2016 South Dakota Vital Statistics Report.

2018 Rapid City Regional Community Health Needs Assessments

Centers for Medicaid and Medicare Services National Provider Index

U.S. Centers for Disease Control and Prevention. Division of Unintentional Injury Prevention. Opioid Prescription Rates Database

Substance Abuse and Mental Health Services. 2014-2016 National Survey on Drug Use and Health

Photo by Stephen Walker, Unsplash